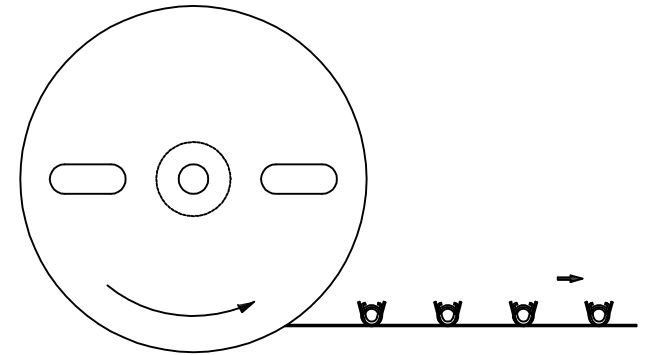
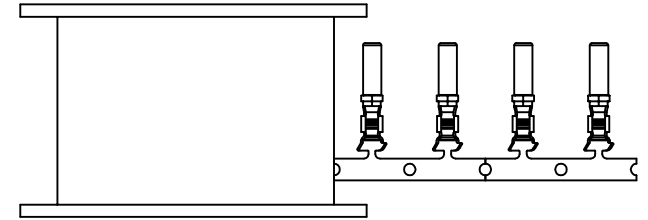
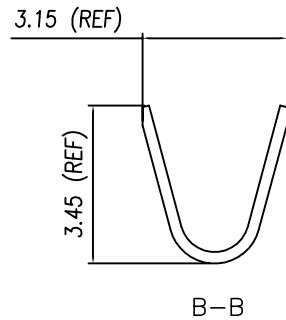
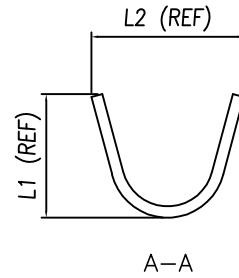
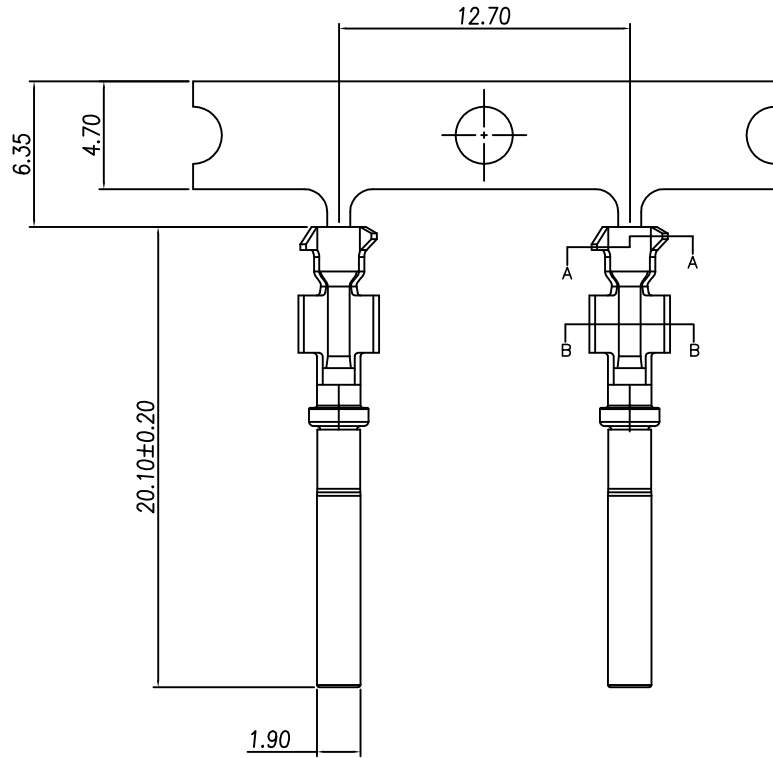


This document is the property of Nian-Yeong Corporation and is delivered on the express condition that it is not to be disclosed, reproduced or used, in whole or in part, for manufacture or sale by anyone other than Nian-Yeong Corporation without its prior consent, and that no right is granted to disclose or to use any information in this document.

CUSTOMER DRAWING

REV.	DESCRIPTION	APPROVED BY	DATE	ECN NO.
A	RELEASE	Yeh Chou	2017/xx/xx	
B				
C				
D				



PULL OUT DIRECTION

TABLE A

NY-WP1036-00	2.70	3.33	防水頭12PIN (F) 端子半成品(Crimp PIN 14~18AWG)	MATTE TIN 80u"~100u"
NY-WP1035-00	2.70	3.33	防水頭12PIN (F) 端子半成品(Crimp PIN 14~18AWG)	NICKEL 80u"~100u"
NY-WP1034-00	3.35	4.40	防水頭12PIN (F) 端子半成品(Crimp PIN 12~14AWG)	MATTE TIN 80u"~100u"
NY-WP1033-00	3.35	4.40	防水頭12PIN (F) 端子半成品(Crimp PIN 12~14AWG)	NICKEL 80u"~100u"
P/N	L1	L2	TITLE	FINISH

- MATERIAL :
  - CONTACT : PHOSPHOR BRONZE
  - SHELL : STAINLESS STEEL
- FINISH :
  - CONTACT : SEE TABLE A

DRAWN	Yeh Chou	APPVL	UNIT	mm	TOLERANCE	<b>NIAN YEONG ENTERPRISE</b> 年永實業有限公司	TITLE	防水頭12PIN (F) 端子半成品(Crimp PIN)			SHEET	A
CHK'D			SCALE	1:1	.x ±0.20 .xx ±0.10 .xxx ±0.05 .xxxx ±0.03 ANGULA ±1°		PART NO.	SEE TABLE A	DWG NO.	QC7981	VERSION	