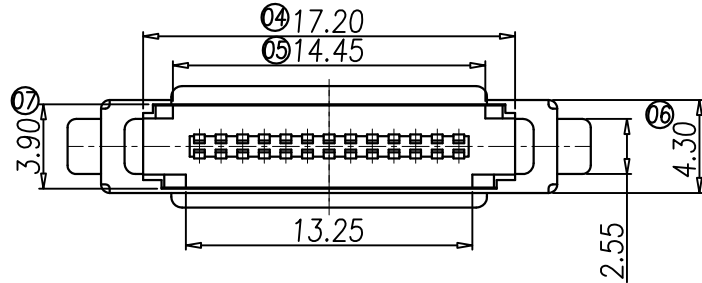
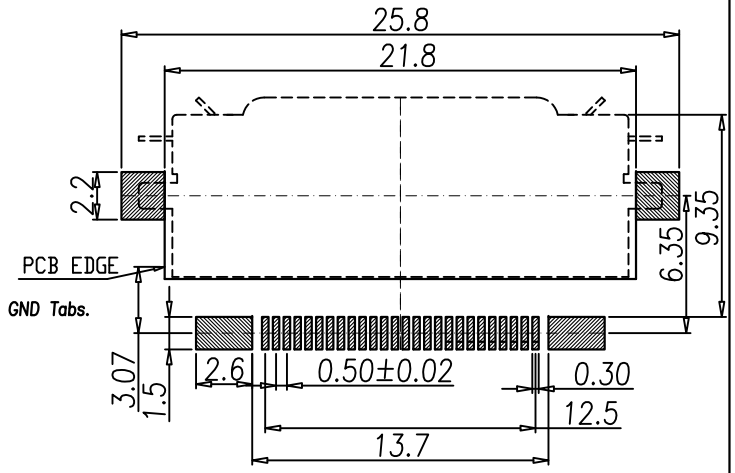
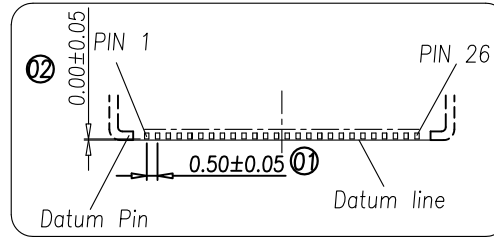
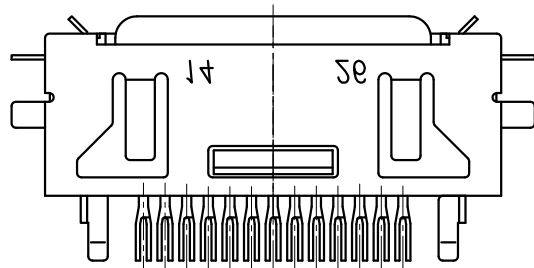


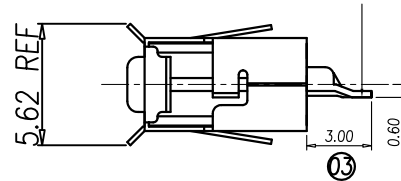
This document is the property of Nian-Yeong Corporation and is delivered on the express condition that it is not to be disclosed, reproduced or used, in whole or in part, for manufacture or sale by anyone other than Nian-Yeong Corporation without its prior consent, and that no right is granted to disclose or to use any information in this document.

CUSTOMER DRAWING

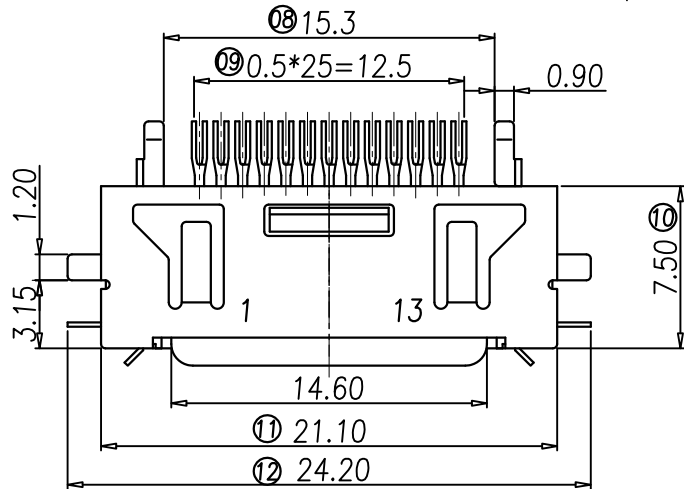
REV.	DESCRIPTION	APPVL. BY	DATE	ECN NO.
△C	CHANGE TOLERANCE.	Stewart	01/18/07"	
△D	P.C.B.LAYOUT CHANGE	Stewart	25/03/08"	
△E	增加生產注意事項	Fido Weng	26/05/08"	ECN09086
△F	取消生產注意事項	Fido Weng	12/10/09"	
△G	P. C. B. LAYOUT CHANGE	Fido Weng	03/11/10"	



① for Pins and Back GND Tabs.



△ RECOMMEND P.C.B LAYOUT



- MATERIAL :
 - 1-1. HOUSING : LCP UL94V-0 ;
COLOR : BLACK
 - 1-2. CONTACT : PHOSPHOR BRONZE
 - 1-3. SHELL : COPPER ALLOY
 - 1-4. GROUND : PHOSPHOR BRONZE
- FINISH :
 - 2-1. CONTACT :
CONTACT AREA : SEE TABLE A
SOLDER AREA : SEE TABLE A
UNDER PLATE : NICKEL
 - 2-2. SHELL : SEE TABLE A
 - 2-3. GROUND : BRIGHT TIN OVER ALL

P/N	DESCRIPTION
1 PC-26F4-02	SHELL:BRIGHT TIN OVER ALL. CONTACT: 5u" Min. GOLD PLATED. SOLDER AREA : BRIGH TIN.
2 PC-26F4-04	SHELL:MATTE TIN OVER ALL. CONTACT: 30u" Min. GOLD PLATED. SOLDER AREA : BRIGH TIN.
3 PC-26F4-05	SHELL : MATTE TIN OVER ALL. CONTACT : 30u" Min. GOLD PLATED. SOLDER AREA : GOLD FLISH

DRAWN	Mark Kao	APP'D	Ku Chou	UNIT	mm	TOLERANCE	NIAN YEONG ENTERPRISE		TITLE	PCMCIA 26PIN A TYPE (F)			SHEET
CHK'D	Emily Suen			SCALE	1:1	.x ±0.20 .xx ±0.10 .xxx ±0.05 .xxxx ±0.03 ANGULA ±1°	年永實業有限公司		PART NO.	TABLE A	DWG NO.	QC0615	1/2
							年永實業有限公司						VERSION G

This document is the property of Nian-Yeong Corporation and is delivered on the express condition that it is not to be disclosed, reproduced or used, in whole or in part, for manufacture or sale by anyone other than Nian-Yeong Corporation without its prior consent, and that no right is granted to disclose or to use any information in this document.

CUSTOMER DRAWING

REV.	DESCRIPTION	APPVL. BY	DATE	ECN NO.
C	CHANGE TOLERANCE.	Stewart	01/18/07'	
D	P.C.B.LAYOUT CHANGE	Stewart	25/03/08'	
E	增加生產注意事項	Fido Weng	26/05/08'	ECN09086
F	取消生產注意事項	Fido Weng	12/10/09'	
G	P. C. B. LAYOUT CHANGE	Fido Weng	03/11/10'	

步驟一:

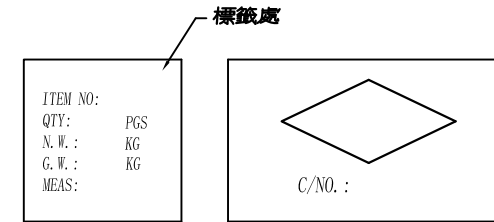
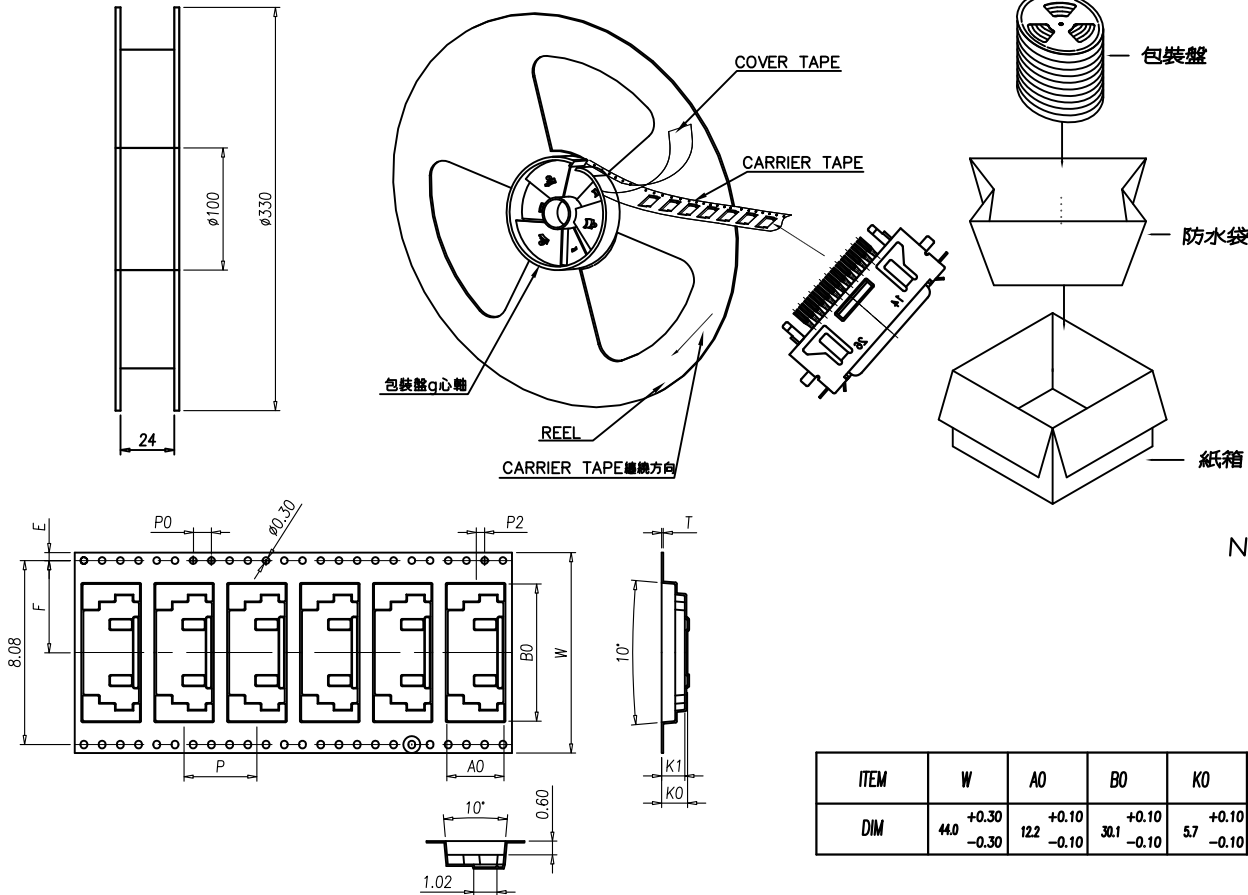
- 將成品一一放入包裝盤內,依同一方向置入.
- 包裝方式,如圖所示.
- 一個包裝盤700pcs.

步驟二:

- 一個紙箱可以裝10個包裝盤.
- 每盤700pcs,每箱7000pcs.
- 將包裝盤放入防水袋中,包裝完後再封箱.

步驟三:

- 用膠帶將紙箱封實.
- 將標籤貼於紙箱上.



NOTE:

- 若有未裝滿之零數箱,必須以緩衝材塞滿.
- 在搬運過程中要輕拿輕放.
- 載運輸中不可堆放過多,不可有重壓現象.
- 在裝滿產品後,必須空留帶前和帶後15格以上,然後用紙膠布貼上.
- 上帶在貼下帶時必須平整,且黏貼處不要出現氣泡.

ITEM	W	A0	B0	K0	K1	P	F	E	D0	D1	P0	P2	T
DIM	44.0 +0.30 -0.30	122 +0.10 -0.10	30.1 +0.10 -0.10	5.7 +0.10 -0.10	5.1 +0.10 -0.10	16.0 +0.10 -0.10	20.2 +0.10 -0.10	1.75 +0.10 -0.10	1.5 +0.10 -0.00	0.00 +0.25 -0.00	4.0 +0.10 -0.10	2.0 +0.10 -0.10	0.4 +0.05 -0.05

DRAWN	Mark Kao	APP'D	Ku Chou	UNIT	mm	TOLERANCE	 NIAN YEONG ENTERPRISE 年永實業有限公司	TITLE	PCMCIA 26PIN A TYPE (F)				SHEET	2/2
CHK'D	Emily Suen			SCALE	1:1	.x ±0.20 .xx ±0.10 .xxx ±0.05 .xxxx ±0.03 ANGULA ±1°		PART NO.	TABLE A	DWG NO.	QC0615	VERSION	G	